




| District Report Card: 2017 | |
|----------------------------|----------------------------------|
| State: Bihar | District: Purba Champaran |
| Class: 5 | Subject: EVS |
| Schools: 60 | Students: 1309 |


Participation/Coverage


Students

| | | | | |
|--|--------|-------|--------|-------|
| <div>GENDER</div> <div></div> | Boys | | Girls | |
| | Number | % | Number | % |
| | 578 | 44.16 | 731 | 55.84 |

| | | | | |
|---|--------|-------|--------|------|
| <div>AREA</div> <div></div> | Rural | | Urban | |
| | Number | % | Number | % |
| | 1204 | 91.98 | 105 | 8.02 |

| | | | | | | | | |
|--|--------|-------|--------|------|--------|-------|--------|------|
| <div>CATEGORY</div> <div></div> | SC | | ST | | OBC | | GEN | |
| | Number | % | Number | % | Number | % | Number | % |
| | 156 | 11.92 | 4 | 0.31 | 1057 | 80.75 | 92 | 7.03 |

| | | | | | | |
|--|----|----|----|------|----|-----|
| <div>CWSN</div> <div></div> | LD | VI | HI | S&LD | ID | Oth |
| | 3 | 27 | 0 | 2 | 2 | 2 |

| | | | | |
|--|------------|--------|------------------|------|
| <div>Management</div> <div></div> | Government | | Government-aided | |
| | Number | % | Number | % |
| | 1309 | 100.00 | 0 | 0.00 |

Average Performance of Students in EVS (%)

| Overall | Gender | | Area | | Management | | Social Group | | | |
|---------|--------|--------|-------|-------|------------|-------|--------------|-------|-------|-------|
| | Male | Female | Rural | Urban | Govt. | Aided | SC | ST | OBC | GEN |
| 54.31 | 55.01 | 53.76 | 54.31 | 54.35 | 54.31 | 0.00 | 50.85 | 68.33 | 54.65 | 55.72 |

Performance on Learning Outcomes (LOs)

| Learning Outcomes | Description | Average Performance(%) |
|-------------------|---|------------------------|
| E403 | Identifies relationship with and among family members in extended family | 54.55 |
| E410 | Records observations/experiences/information for objects, activities, phenomena, places visited in different ways and predicts patterns and activities/ phenomena | 54.08 |
| E501 | Explains the super senses and unusual features (sight, smell, hear, sleep, sound, etc.) of animals and their responses to light, sound, food etc. | 43.39 |
| E503 | Describes the interdependence among animals, plants and humans | 57.60 |
| E504 | Explains the role and functions of different institutions in daily life (Bank, Panchayat, cooperatives, police station, etc.) | 63.94 |
| E505 | Establishes linkages among terrain, climate, resources (food, water, shelter, livelihood) and cultural life. (e.g. life in distant/difficult areas like hot/cold deserts) | 37.44 |
| E506 | Groups objects, materials, activities for features/properties such as shape, taste, color , texture, sound, traits etc. | 43.14 |
| E507 | Traces the changes in practices, customs, techniques of past and present through coins, paintings, monuments, museum etc. and interacting with elders | 45.30 |
| E508 | Guesses (properties, conditions of phenomena), estimates spatial quantities (distance, area, volume, weight etc.) and time in simple standard units and verifies using simple tools/set ups | 53.84 |
| E509 | Records observations/experiences/information in an organized manner (e.g. in tables/ sketches/ bar graphs/ pie charts) and predicts patterns in activities/phenomena (e.g. floating, sinking, mixing, evaporation , germination , spoilage) to establish relation between cause and effect. | 51.97 |
| E510 | Identifies signs, directions, location of different objects/landmarks of a locality /place visited in maps and predicts directions w.r.t. positions at different places for a location | 56.97 |
| E512 | Voices opinions on issues observed/experienced and relates practices /happenings to larger issues of society | 51.00 |
| E513 | Suggests ways for hygiene, health, managing waste, disaster/emergency situations and protecting/saving resources | 65.26 |

| Range of Performance of Students who Answered Correctly | | | | | | | |
|---|-------|-----------|-------|-----------|-------|-----------|-------|
| Below 30% | | 30% - 50% | | 50% - 75% | | Above 75% | |
| Number | % | Number | % | Number | % | Number | % |
| 248 | 18.95 | 323 | 24.68 | 450 | 34.38 | 288 | 22.00 |

Lowest Performing Learning Outcomes (LOs)

1 - Establishes linkages among terrain, climate, resources (food, water, shelter, livelihood) and cultural life. (e.g. life in distant/difficult areas like hot/cold deserts) (37.44)

2 - Groups objects, materials, activities for features/properties such as shape, taste, color , texture, sound, traits etc. (43.14)

3 - Explains the super senses and unusual features (sight, smell, hear, sleep, sound, etc.) of animals and their responses to light, sound, food etc. (43.39)

4 - Traces the changes in practices, customs, techniques of past and present through coins, paintings, monuments, museum etc. and interacting with elders (45.30)

5 - Voices opinions on issues observed/experienced and relates practices /happenings to larger issues of society (51.00)